

Fiber Identification - Color Key		
TELEPHONE COMPANIES	TAG MATERIAL	COLOR OR NUMBER
AT&T	PLASTIC	WHITE w/ BLACK
CENTURY TEL.-SAN MARCOS	PLASTIC	GREEN w/WHITE
EMBARQ (SPRINT/CENTEL)	NO TAGGING SYSTEM	
G.V.T.C.	METAL	#10 PUNCHED
HILL COUNTRY TELEPHONE (J)	NO TAGGING SYSTEM	
WINDSTREAM - KERRVILLE TEL (J)	NO TAGGING SYSTEM	
SOUTHWEST TEXAS TELEPHONE (J)	NO TAGGING SYSTEM	
TIME WARNER - TELECOM	PLASTIC	GREEN w/ BLACK
VERIZON	PLASTIC	ORANGE w/ BLACK "FIBER"
CABLE TV COMPANIES	TAG MATERIAL	COLOR OR NUMBER
BAY MARINE & SPORTS	NO TAGGING SYSTEM	
BERRY AVIATION	NO TAGGING SYSTEM	
CITY OF BURNET	NO TAGGING SYSTEM	
GRANDE	PLASTIC	SILVER w/ BLACK
CITY OF AUSTIN - G.A.A.T.N.	PLASTIC	RED w/ BLACK
CITY OF AUSTIN-TRAFFIC CONTROL / CTM DEPT.	PLASTIC	RED w/ WHITE
CITY OF LAKEWAY	NO TAGGING SYSTEM	
G.V.C.S.	METAL	#11 PUNCHED
HIGHLAND LAKES BAPTIST ENCAMPMENT	NO TAGGING SYSTEM	
NORTHLAND CABLE	PLASTIC	ORANGE w/ BLACK "FIBER"
SILVERLEAF RESORTS, INC.	NO TAGGING SYSTEM	
SUDDEN LINK (COX)	PLASTIC	ORANGE w/ BLACK
TEXAS STATE UNIVERSITY	NO TAGGING SYSTEM	
TIME WARNER - AUSTIN & WACO areas	PLASTIC	ORANGE w/ BLACK
TIME WARNER - SAN ANTONIO	METAL	#02 PUNCHED
SCHOOL DISTRICTS	TAG MATERIAL	COLOR OR NUMBER
DRIPPING SPRINGS ISD	PLASTIC	BRIGHT YELLOW w/BLACK
HAYS CONSOLIDATED	NO TAGGING SYSTEM	
JOHNSON CITY ISD	NO TAGGING SYSTEM	
LEANDER ISD		LASHED w/GRANDE-Silver LISD tag
MARBLE FALLS ISD	NO TAGGING SYSTEM	
ROUND ROCK ISD		LASHED w/GRANDE
ELECTRIC UTILITIES	TAG MATERIAL	COLOR OR NUMBER
P. E. C. - Johnson City district only	PLASTIC	BLUE w/ WHITE
CITY OF BURNET	NO TAGGING SYSTEM	

** (J) Junction District

See details of Texas Administrative Code on Pages 8 -11 for information on 22 foot rule for electric lines over roadways and 18 foot for communication cables.

Transfer guideline for District Personnel

In order to meet our contractual obligations and facilitate the “Transfer” notifications to the telecommunication companies, Utility Designers shall make field notes indicating the number of telecommunication attachments that need to be transferred. These notes shall indicate whether they are telephone or cable TV and to whom they belong. These notes shall be transferred onto the work order cover sheet.

When this process is not accomplished, the Member Services Planners are unaware that “Transfer” notices (Pre/Post Construction letters – C35 & C36) need to be sent to the telecommunication companies.

Member Services Planners shall include in their notices to the telecommunication companies what type of work is to be/was performed (removed/replaced/added) and a map indicating the location of the pole(s). This will help everyone meet the required timeframes in our “Agreements” with the telecommunication companies.

* See the “Texas Administrative Code” for information concerning required clearances over roadways for electric lines and communication cables.

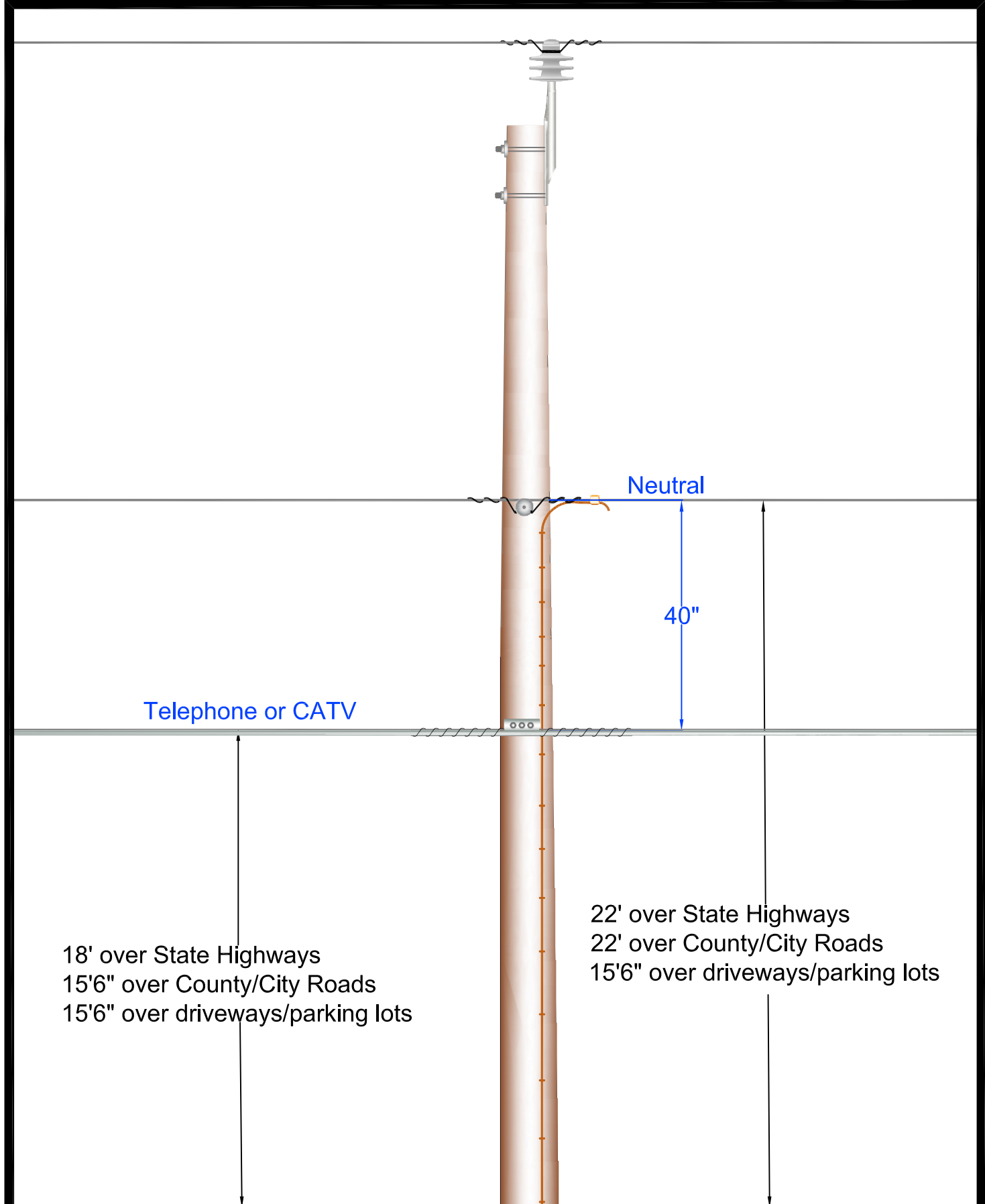
Transfer guideline for District Personnel

In order to meet our contractual obligations and facilitate the “Transfer” notifications to the telecommunication companies, Utility Designers shall make field notes indicating the number of telecommunication attachments that need to be transferred. These notes shall indicate whether they are telephone or cable TV and to whom they belong. These notes shall be transferred onto the work order cover sheet.

When this process is not accomplished, the Member Services Planners are unaware that “Transfer” notices (Pre/Post Construction letters – C35 & C36) need to be sent to the telecommunication companies.

Member Services Planners shall include in their notices to the telecommunication companies what type of work is to be/was performed (removed/replaced/added) and a map indicating the location of the pole(s). This will help everyone meet the required timeframes in our “Agreements” with the telecommunication companies.

* See the “Texas Administrative Code” for information concerning required clearances over roadways for electric lines and communication cables.



Telephone or CATV

Neutral

40"

18' over State Highways
 15'6" over County/City Roads
 15'6" over driveways/parking lots

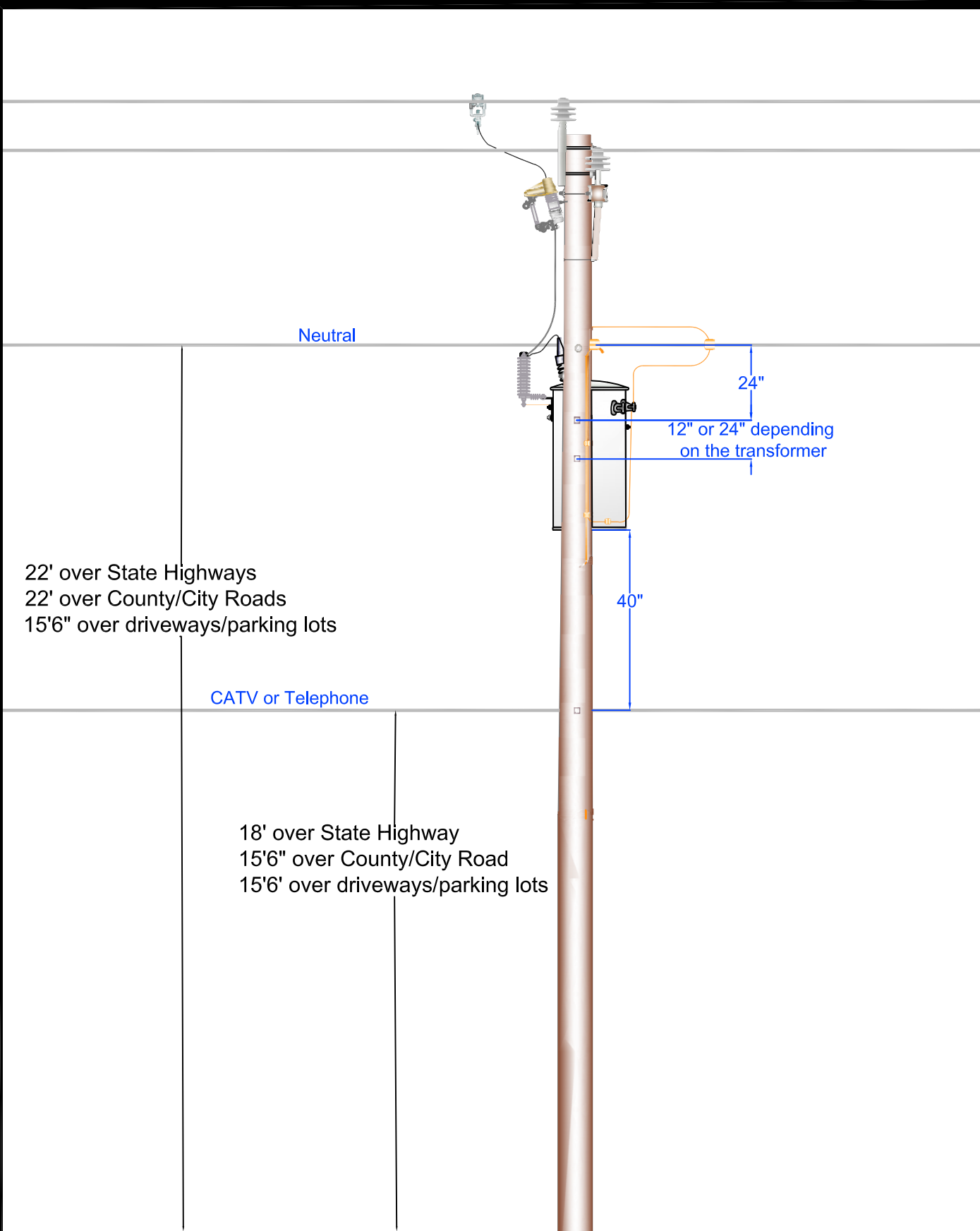
22' over State Highways
 22' over County/City Roads
 15'6" over driveways/parking lots



PEDERNALES ELECTRIC
 COOPERATIVE, INC.
 CONSTRUCTION ASSEMBLY UNIT

Clearance No Attachments

drawn:	approved	date:
REB	MJB	5/19/2016



22' over State Highways
 22' over County/City Roads
 15'6" over driveways/parking lots

CATV or Telephone

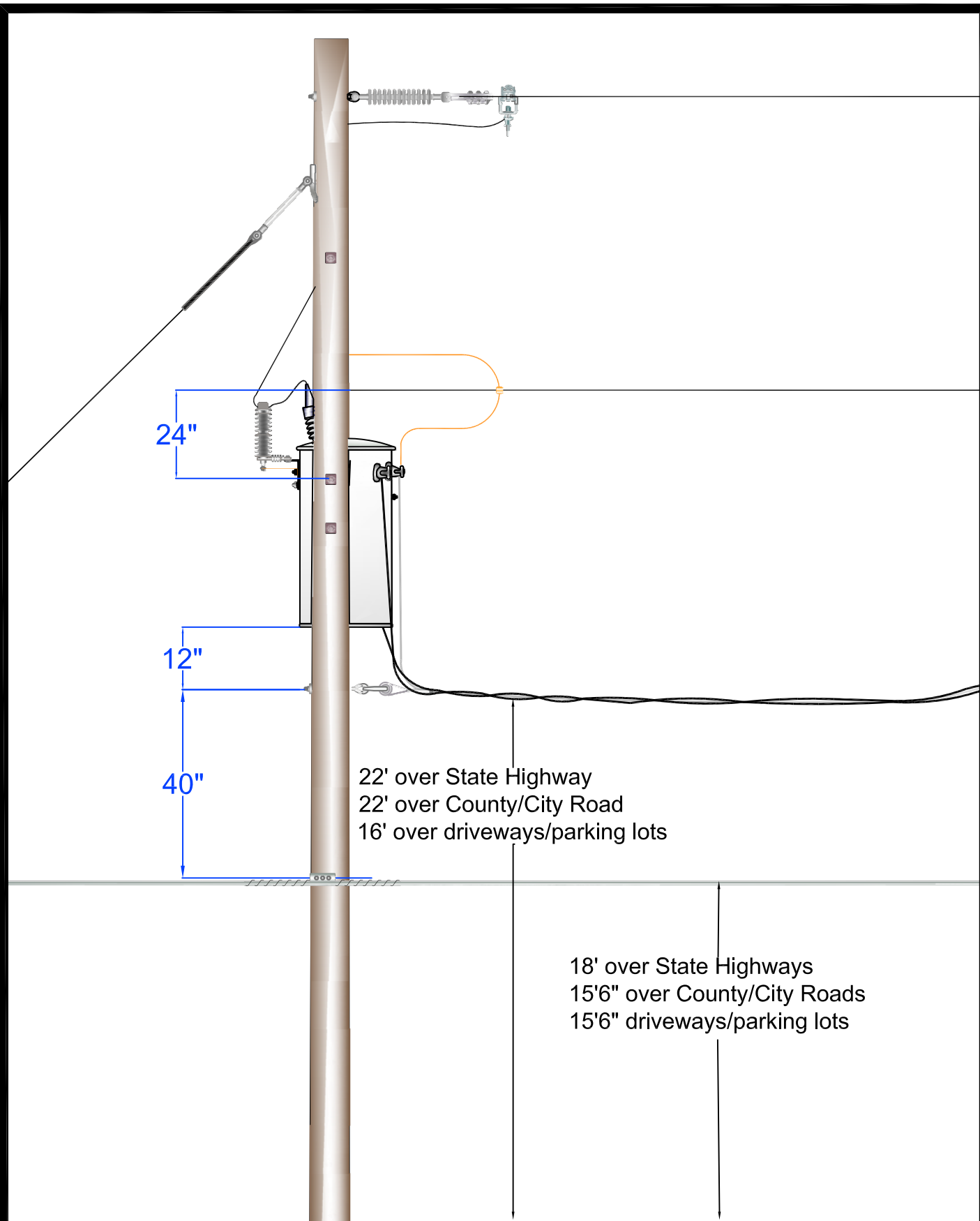
18' over State Highway
 15'6" over County/City Road
 15'6" over driveways/parking lots



PEDERNALES ELECTRIC
 COOPERATIVE, INC.
 CONSTRUCTION ASSEMBLY UNIT

Clearance Inline Transformer No Service

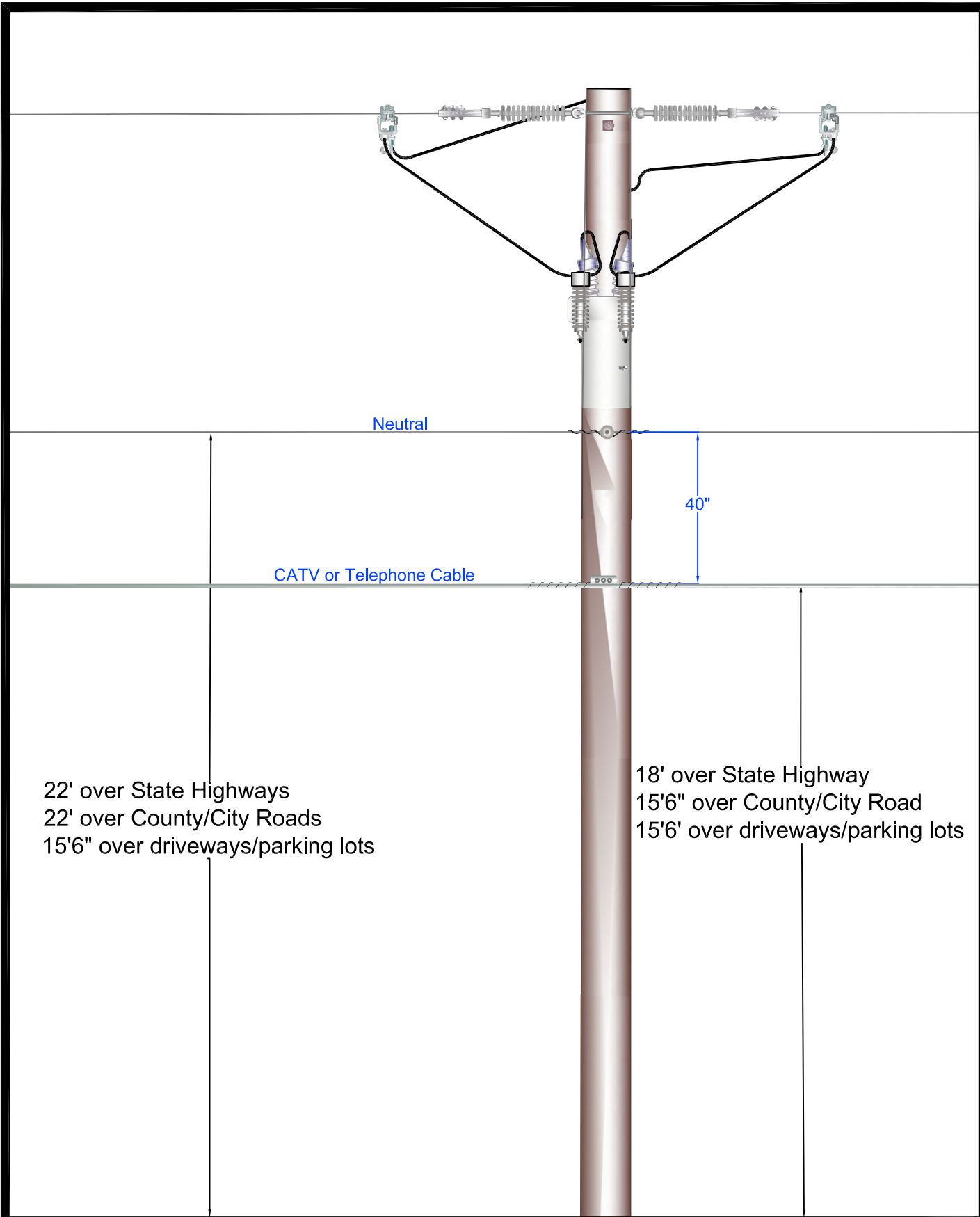
drawn: REB	approved MJB	date: 5/25/16	Page 2 of 7



PEDERNALES ELECTRIC
COOPERATIVE, INC.
CONSTRUCTION ASSEMBLY UNIT

Clearance Deadend Transformer with Service

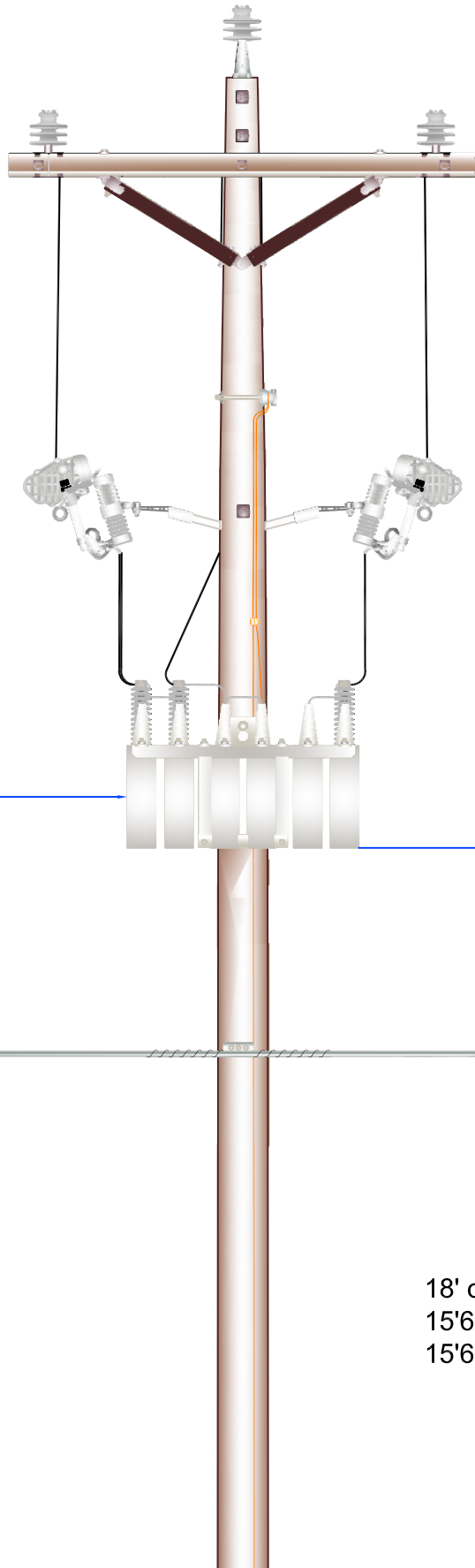
drawn:	approved	date:
REB	MJB	12/04/2013



PEDERNALES ELECTRIC
 COOPERATIVE, INC.
 CONSTRUCTION ASSEMBLY UNIT

Clearance on Recloser

drawn:	approved	date:
REB	MJB	05/25/16



Capacitor or
Regulator

40"

Telephone or CATV

18' over State Highway
15'6" over County/City Road
15'6" over driveways/parking lots



PEDERNALES ELECTRIC
COOPERATIVE, INC.
CONSTRUCTION ASSEMBLY UNIT

Clearance Capacitor or Regulator

drawn:

approved

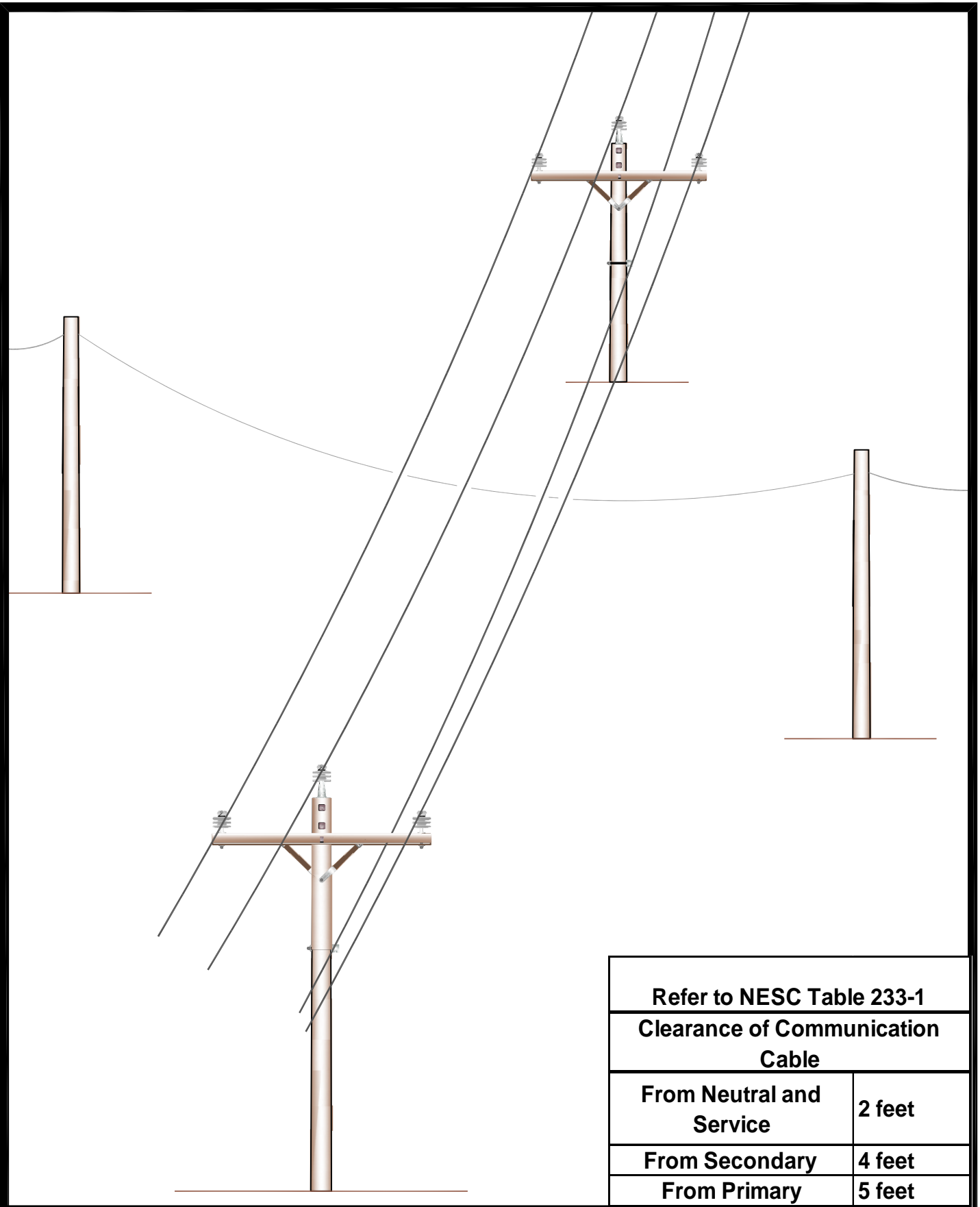
date:

REB

MJB

5/19/2016

Page 5 of 7



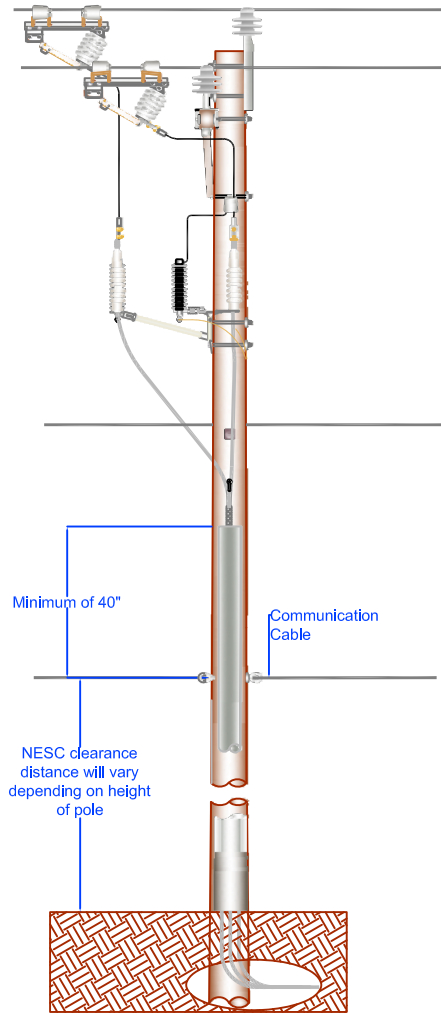
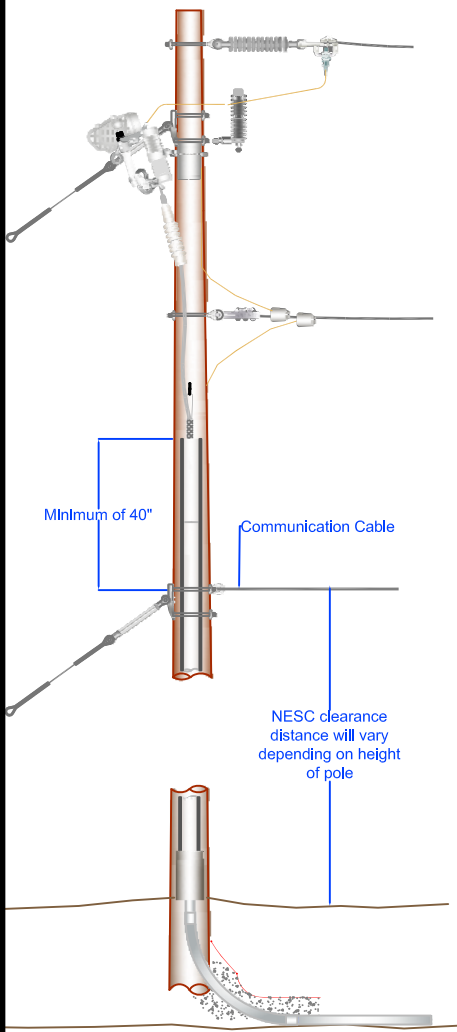
Refer to NESC Table 233-1	
Clearance of Communication Cable	
From Neutral and Service	2 feet
From Secondary	4 feet
From Primary	5 feet



**PEDERNALES ELECTRIC
COOPERATIVE, INC.**
CONSTRUCTION ASSEMBLY UNIT

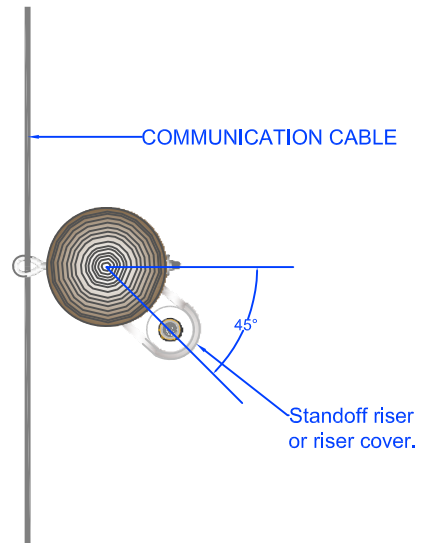
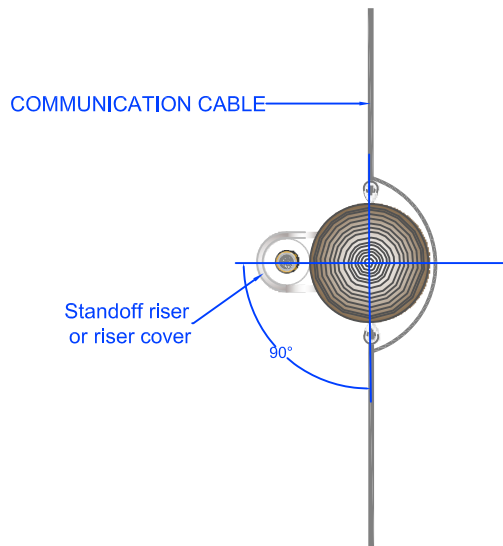
Clearance Between Electric and Communication
Cable on Different Supporting Structures

drawn: REB	approved MJB	date: January 31, 2014
----------------------	------------------------	---------------------------



Dead End

Tangent



PEDERNALES ELECTRIC
COOPERATIVE, INC.
CONSTRUCTION ASSEMBLY

COMMUNICATION ON RISER

drawn:	approved	date:	Page 7 of 7
REB	MJB	July 28, 2015	